


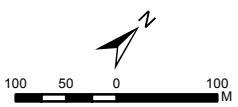
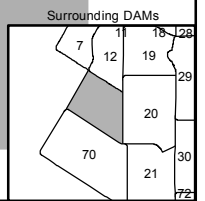
 LANDS ADJACENT TO PROVINCIALLY SIGNIFICANT WETLANDS (See Section 13.3)  
 LANDS WITH ONE OF THE FOLLOWING: LOCALLY SIGNIFICANT WETLANDS, SIGNIFICANT WOODLOTS, NATURAL CORRIDOR, OR LINKAGE (See Section 13.4)

 LANDS WITHIN THE SPECIAL POLICY AREA (See Section 12.4)  
 LANDS WITHIN THE FLOOD FRINGE (See Section 12.3)



**CITY OF GUELPH BY-LAW (1995) - 14864**  
**As last amended by By-law (2010) - 19063**

SCHEDULE 'A'

