

TOWNSHIP OF GUELPH-ERAMOSA

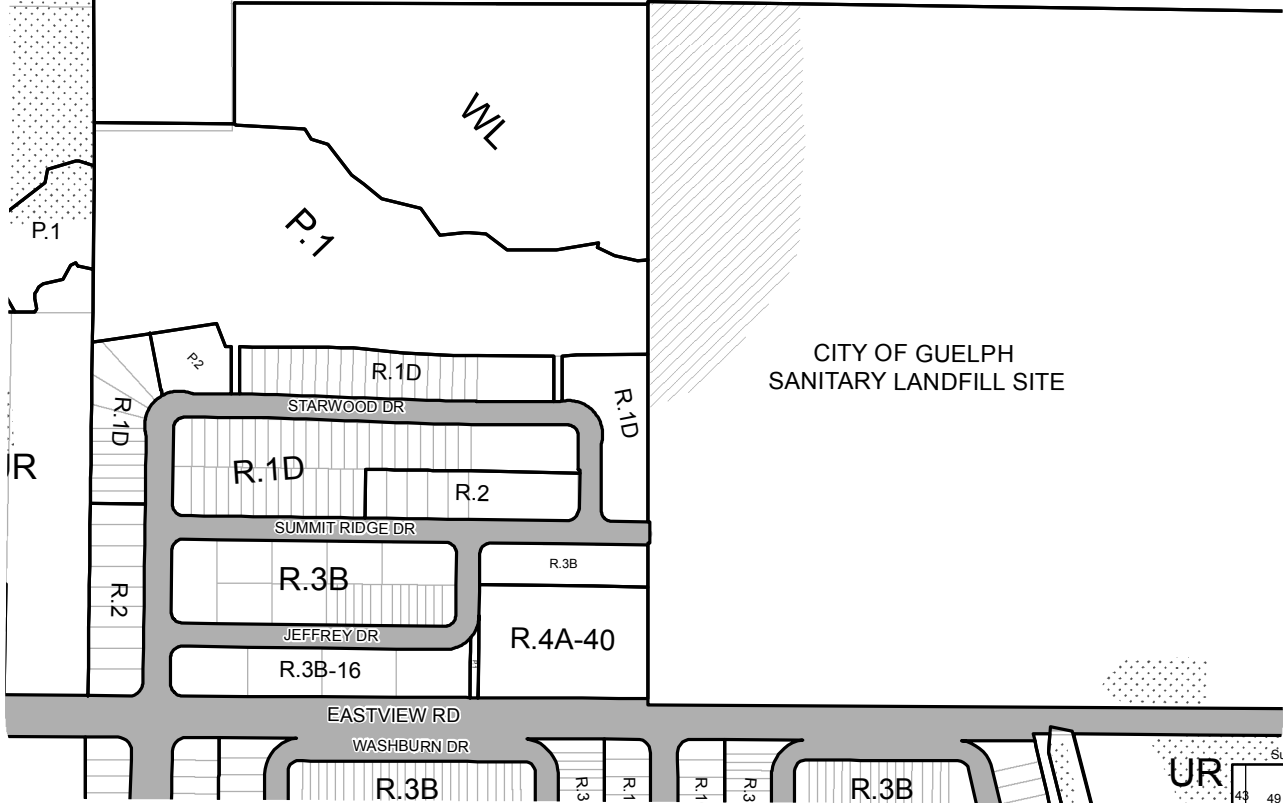
SPEEDVALE AVE E

VL

1993
Annexed
Areas

REFER TO THE
TOWNSHIP OF GUELPH-ERAMOSA
ZONING BY-LAW

Eastview Community Park

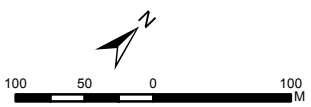
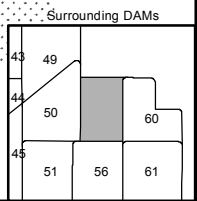


LANDS ADJACENT TO PROVINCIALLY SIGNIFICANT WETLANDS (See Section 13.3)

LANDS WITH ONE OF THE FOLLOWING: LOCALLY SIGNIFICANT WETLANDS, SIGNIFICANT WOODLOTS, NATURAL CORRIDOR, OR LINKAGE (See Section 13.4)

LANDS WITHIN THE SPECIAL POLICY AREA (See Section 12.4)

LANDS WITHIN THE FLOOD FRINGE (See Section 12.3)



CITY OF GUELPH BY-LAW (1995) - 14864
As last amended by By-law (2011) - 19138



SCHEDULE 'A'