


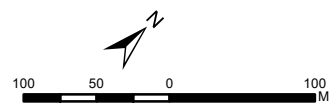
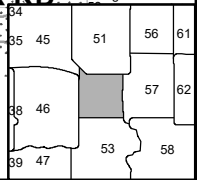
 LANDS ADJACENT TO PROVINCIALLY SIGNIFICANT WETLANDS (See Section 13.3)
 LANDS WITH ONE OF THE FOLLOWING: LOCALLY SIGNIFICANT WETLANDS, SIGNIFICANT WOODLOTS, NATURAL CORRIDOR, OR LINKAGE (See Section 13.4)

 LANDS WITHIN THE SPECIAL POLICY AREA (See Section 12.4)
 LANDS WITHIN THE FLOOD FRINGE (See Section 12.3)



CITY OF GUELPH BY-LAW (1995) - 14864
As last amended by By-law (2022)-20725



SCHEDULE 'A'