



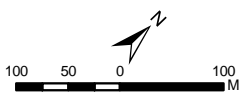
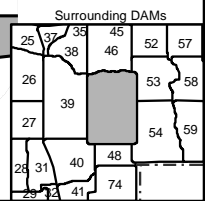


-  LANDS ADJACENT TO PROVINCIALLY SIGNIFICANT WETLANDS (See Section 13.3)
-  LANDS WITH ONE OF THE FOLLOWING: LOCALLY SIGNIFICANT WETLANDS, SIGNIFICANT WOODLOTS, NATURAL CORRIDOR, OR LINKAGE (See Section 13.4)
-  LANDS WITHIN THE SPECIAL POLICY AREA (See Section 12.4)
-  LANDS WITHIN THE FLOOD FRINGE (See Section 12.3)



CITY OF GUELPH BY-LAW (1995) - 14864  
As last amended by By-law (2010) - 19063  
SCHEDULE 'A'

