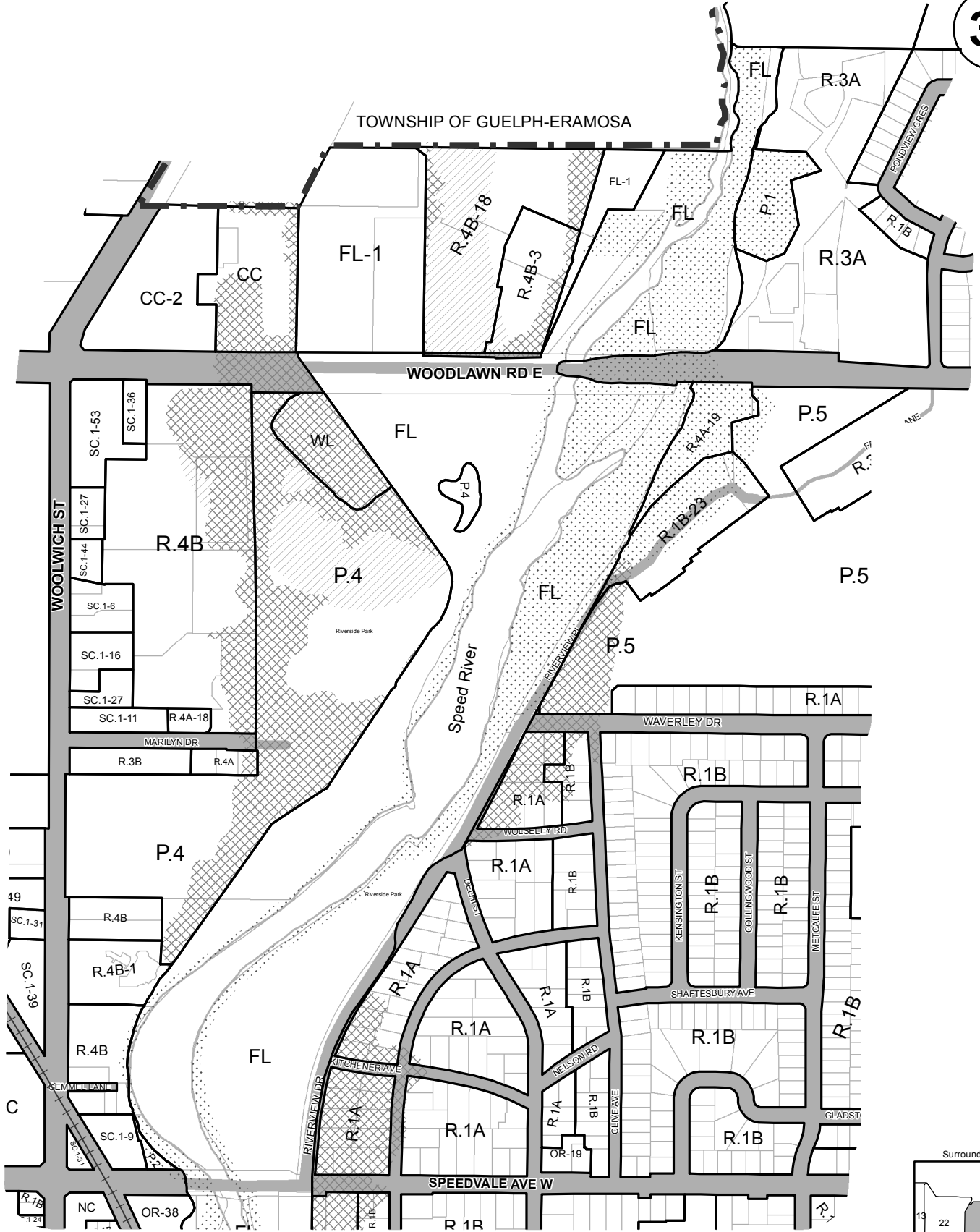


TOWNSHIP OF GUELPH-ERAMOSA

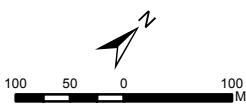
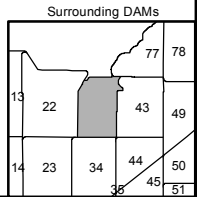


LANDS ADJACENT TO PROVINCIAALLY SIGNIFICANT WETLANDS  
(See Section 13.3)

LANDS WITH ONE OF THE FOLLOWING: LOCALLY SIGNIFICANT WETLANDS,  
SIGNIFICANT WOODLOTS, NATURAL CORRIDOR, OR LINKAGE (See Section 13.4)

LANDS WITHIN THE SPECIAL POLICY AREA  
(See Section 12.4)

LANDS WITHIN THE FLOOD FRINGE (See Section 12.3)



**CITY OF GUELPH BY-LAW (1995) - 14864**  
**As last amended by By-law (2015) - 19897**

**SCHEDULE 'A'**

