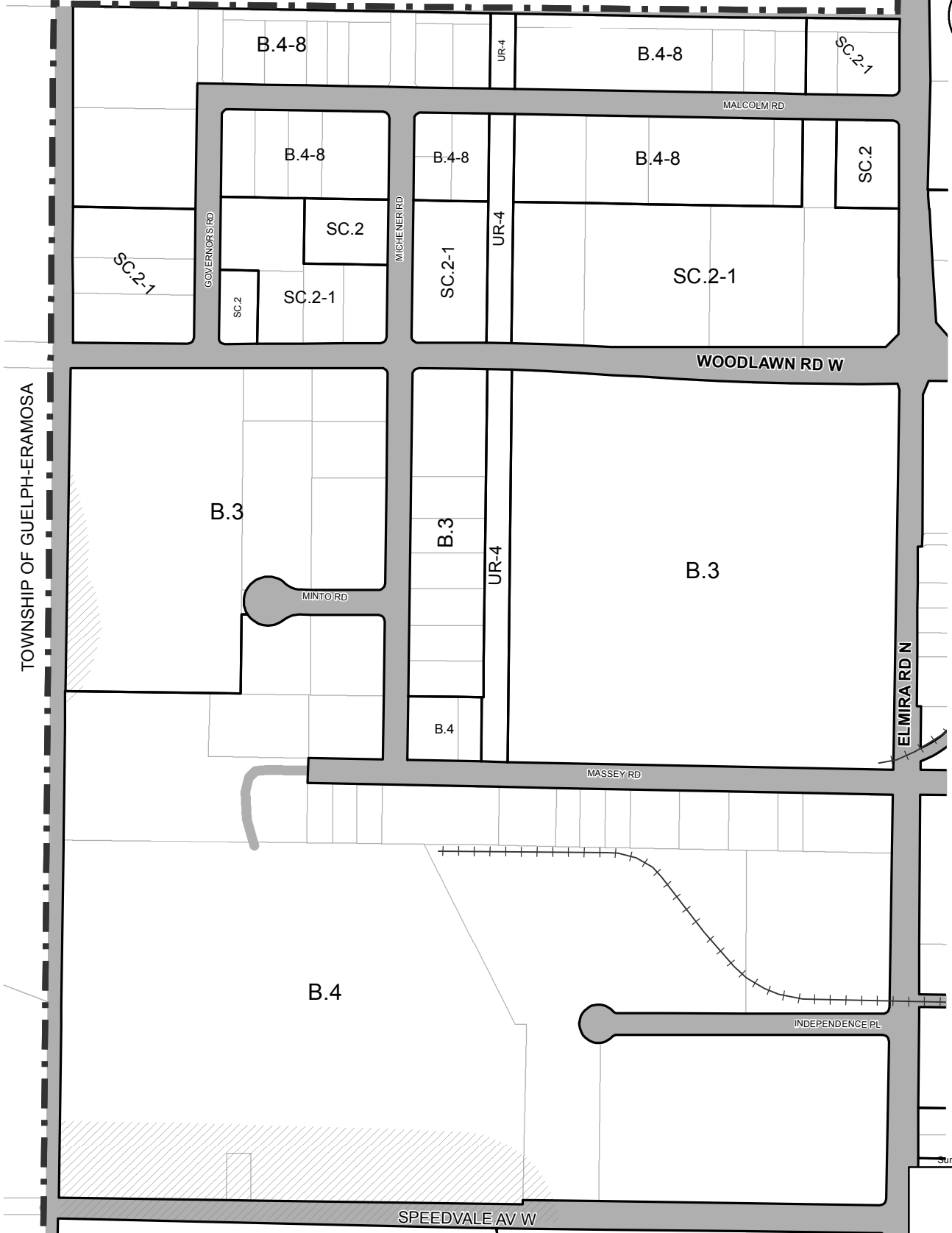


TOWNSHIP OF GUELPH-ERAMOSA

TOWNSHIP OF GUELPH-ERAMOSA



LANDS ADJACENT TO PROVINCIAL SIGNIFICANT WETLANDS
(See Section 13.3)

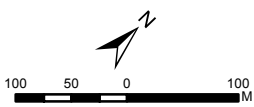
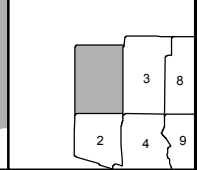
LANDS WITH ONE OF THE FOLLOWING: LOCALLY SIGNIFICANT WETLANDS,
SIGNIFICANT WOODLOTS, NATURAL CORRIDOR, OR LINKAGE (See Section 13.4)

LANDS WITHIN THE SPECIAL POLICY AREA
(See Section 12.4)

LANDS WITHIN THE FLOOD FRINGE (See Section 12.3)

D 2

Surrounding DAMS



CITY OF GUELPH BY-LAW (1995) - 14864
As last amended by By-law (2016) - 20050

SCHEDULE 'A'

