


**ACTIVITY BOOK**




[guelph.ca](http://guelph.ca)

City  
of  
**Guelph**

Produced in conjunction with the  
Regional Municipality of Niagara


# WHERE DOES THE WATER GO

What you put down a storm sewer ends up in the river.



Circle the activities that show people using water wisely. Put an X on the activities that show people wasting or polluting water.

What you put down the drain in your house goes to a Wastewater Treatment Plant and then into a river.



### **Be careful!**

*Dog waste, candy wrappers and other waste can get washed into storm sewers by rain and if they are left on the ground. Storm sewers discharge into local waterways. This is one source of water pollution.*



STORM SEWER

SANITARY SEWER

### **SANITARY SEWERS**

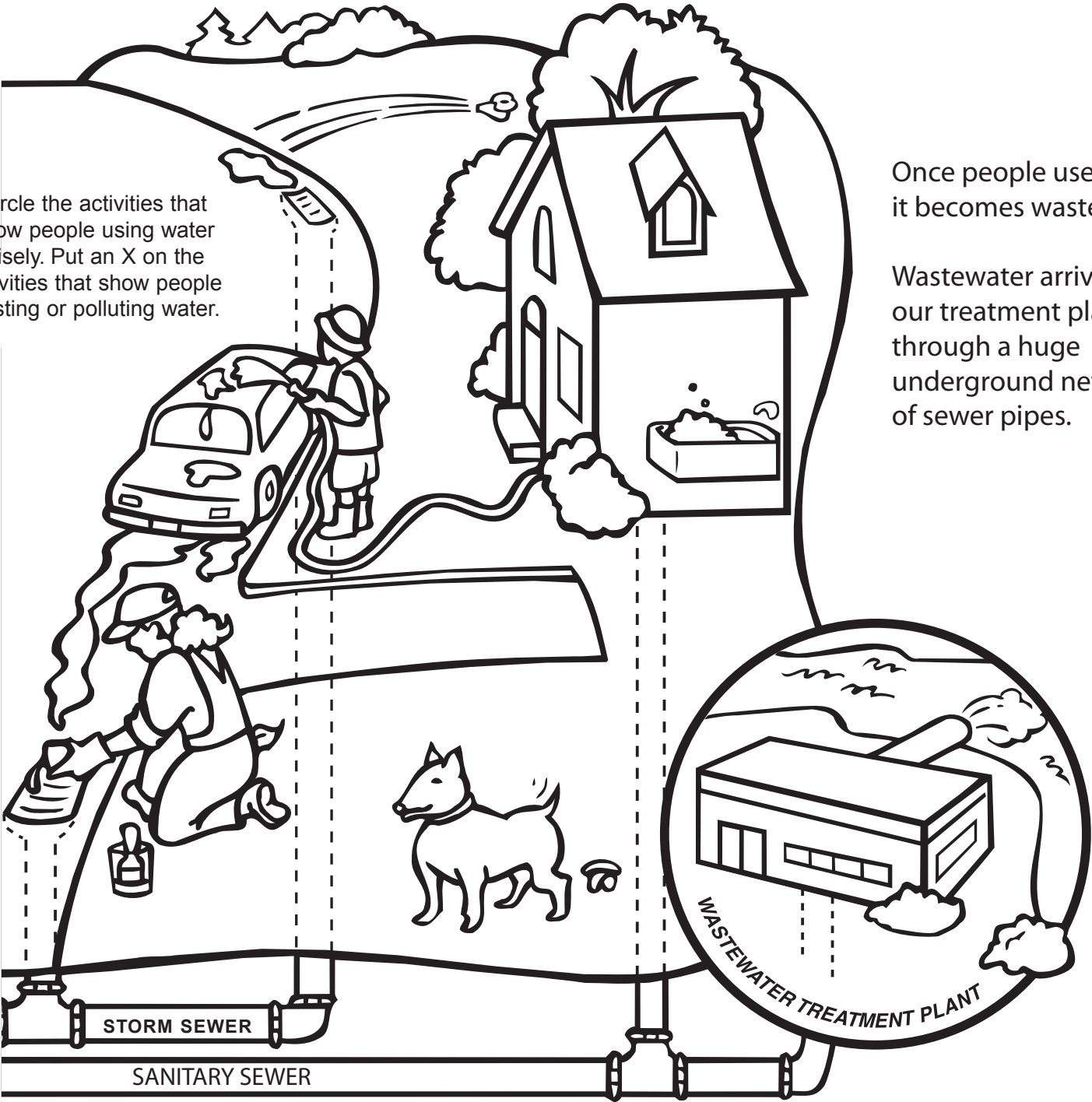
Collect wastewater from homes and buildings and end up at the Wastewater Treatment Plant. *Colour these BROWN.*

Wastewater moves at a speed of 3.6 km per hour inside the sanitary sewers.

Circle the activities that show people using water wisely. Put an X on the activities that show people wasting or polluting water.

Once people use water, it becomes wastewater.

Wastewater arrives at our treatment plant through a huge underground network of sewer pipes.



**STORM SEWERS**

Collect rainwater and go directly to a nearby river or creek.  
Colour these GREEN.

Solution on back page.



# Test Your Wastewater Knowledge

## Water Words

Put the letters in their correct order!

1. V E R R I                      2. W E E R S
- 
3. M A T T E N E R T            4. H I F S
- 
5. T E A W A W E R S T
- 

Test your Knowledge!

1. How many millions of liters of wastewater on average does the City of Guelph Treatment Plant treat per day? (HINT: Enough to fill approximately 30,000,000 2 litre cartons of milk)
  - A) 100                      B) 450                      C) 59                      D) 1,000
  
2. Once Wastewater arrives at the treatment plant, how long does it take for the wastewater to be treated and safely returned to the Speed River?
  - A) 13 hours                      B) 24 hours                      C) 2 hours                      D) 84 hours
  
3. If you use pesticides or too much fertilizer on your lawn it runs off during rain storms and is:
  - A) treated at the treatment plant                      B) discharged right into the river

## Solutions:



- |  |  |   |  |
|--|--|---|--|
| <p><b>Test Your Knowledge:</b></p> <p>1. C                      2. A                      3. B</p> | <p><b>Water Words:</b></p> <p>1. R I V E R                      2. S E W E R                      3. I R E A T M E N T                      4. F I S H                      5. W A S T E W A T E R</p> | <p><b>X = BAD</b></p> <ul style="list-style-type: none"> <li>• washing car on street</li> <li>• puts soap in sewer</li> <li>• no one scooping</li> <li>• dog "poop"</li> <li>• sprinkler wastes</li> <li>• water on street</li> <li>• pouring paint in sewer</li> </ul> | <p><b>O = GOOD</b></p> <ul style="list-style-type: none"> <li>• rainbarrel saves</li> <li>• rainwater</li> <li>• person scooping</li> <li>• dog "poop"</li> <li>• washing car on</li> <li>• lawn prevents soap</li> <li>• from entering sewer</li> </ul> |
|--|--|---|--|