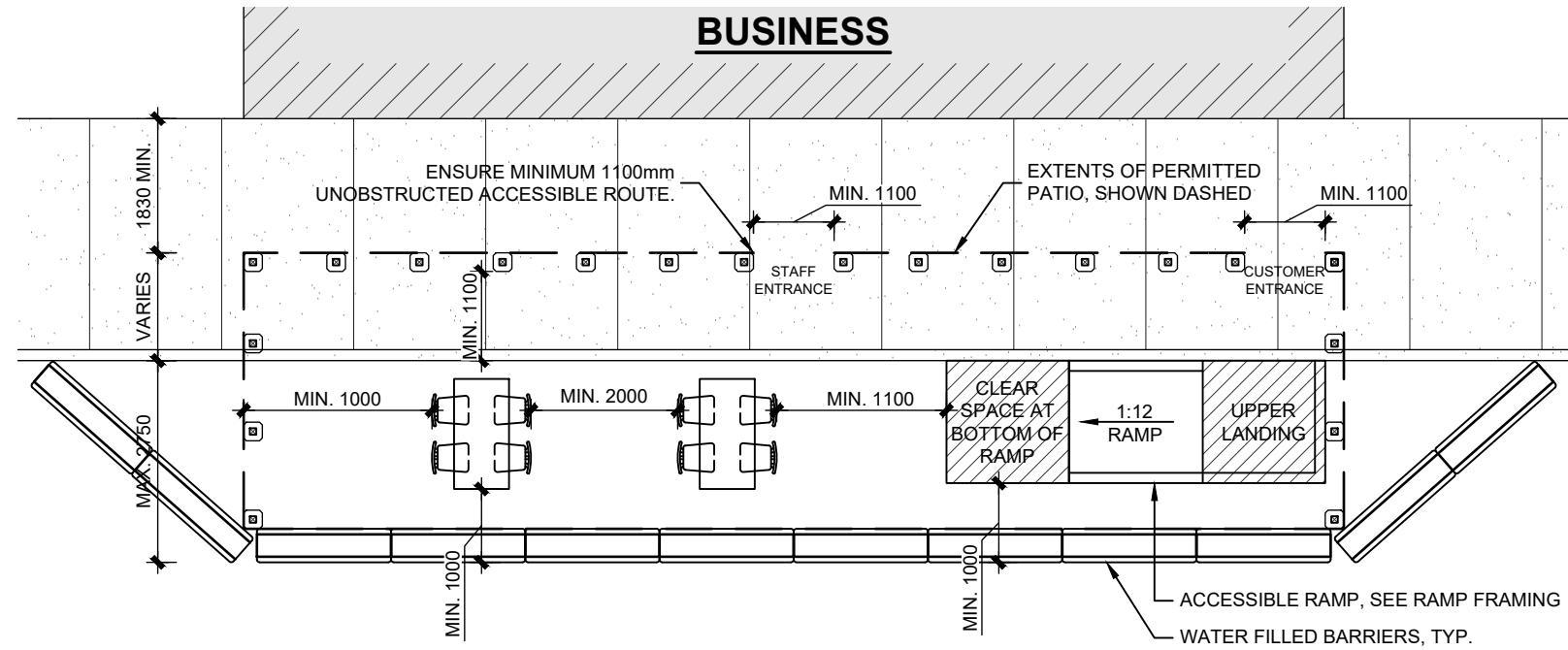


SCHEMATIC SITE PLAN - 2.75m WIDE PATIO FROM CURB

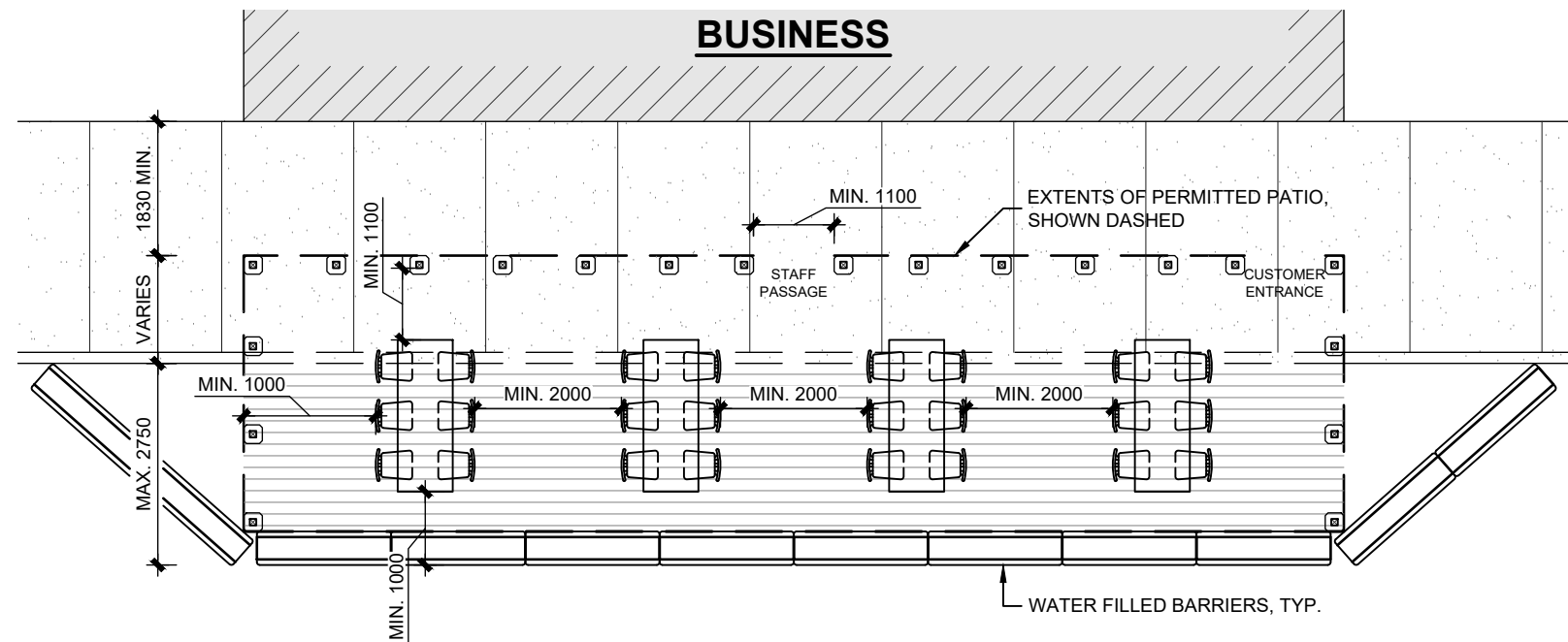
SCALE 1:100

NOTES:

- PATIO MAY EXTEND THE WIDTH OF THE BUSINESS UNIT IN ADDITION TO UTILIZING A PORTION OF THE SIDEWALK IF THE SIDEWALK EXCEEDS 1830mm IN WIDTH.
- TABLES MAY BE PLACED DIRECTLY ON ASPHALT WITH NO DECK STRUCTURE, PROVIDED AN ACCESSIBLE RAMP IS CONSTRUCTED, SEE RAMP DETAIL.



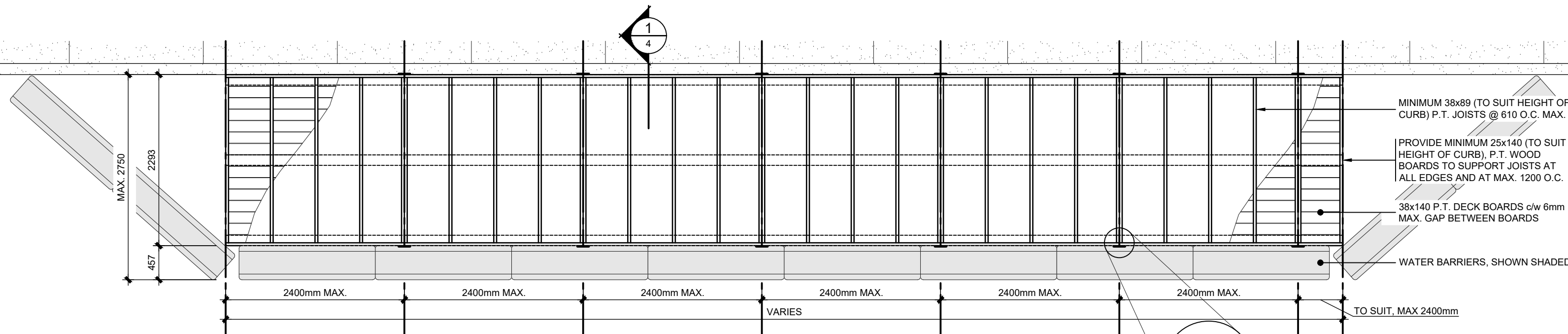
PATIO LAYOUT EXAMPLE 1 - 2.75m WIDE PATIO ON ASPHALT
SCALE 1:100



PATIO LAYOUT EXAMPLE 2 - 2.75m WIDE PATIO ON DECK PLATFORM
SCALE 1:100

PATIO LAYOUT NOTES:

- PATIOS TO BE DELINEATED BY A CONTINUOUS FENCE WITHIN PERMITTED PATIO AREA, SEE FENCE DETAILS.
- TABLE LAYOUT, RAMP LOCATION AND ENTRANCE LOCATION CAN BE REARRANGED AS PREFERRED PROVIDED ALL CLEARANCES ARE MET, SEE EXAMPLES.
- 1000mm CLEARANCE REQUIRED AROUND ALL CHAIRS AND TABLES TO EXTERIOR OF PATIO AREA, 2000mm CLEARANCE REQUIRED BETWEEN SEPARATE TABLES PER COVID-19 REGULATIONS.
- ENSURE MINIMUM 1100mm UNOBSTRUCTED ACCESSIBLE ROUTE.

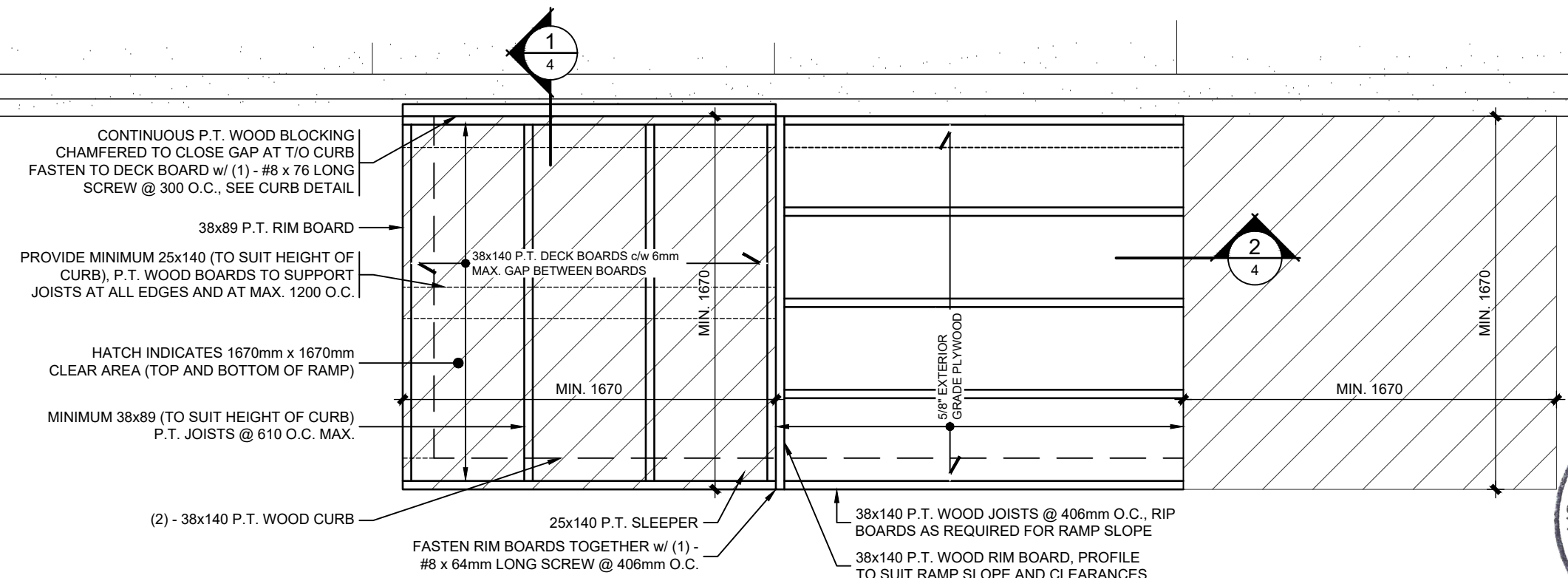


DECK FRAMING PLAN - 2.75m PATIO NOTES:

SCALE 1:50

DESIGN LOAD: LIVE LOAD = 4.8 kPa

- DECK FRAMING TO BE CONSTRUCTED IN 2400mm WIDE SECTIONS. AFTER SHIMMED AND LEVELED FASTEN SECTIONS TOGETHER w/ 16ga. x 150 x 90 GALVANIZED STEEL FACE PLATES c/w (8) - #8 x 76mm LONG SCREWS (4 INTO EACH PLATFORM)
- NAILS USED IN PRESSURE TREATED WOOD CONNECTIONS TO BE HOT DIPPED GALVANIZED TO ASTM A153. SCREWS USED IN PRESSURE TREATED WOOD TO BE HOT DIPPED GALVANIZED TO ASTM A153 OR POLYMER COATED.




TYPICAL RAMP FRAMING

SCALE 1:25

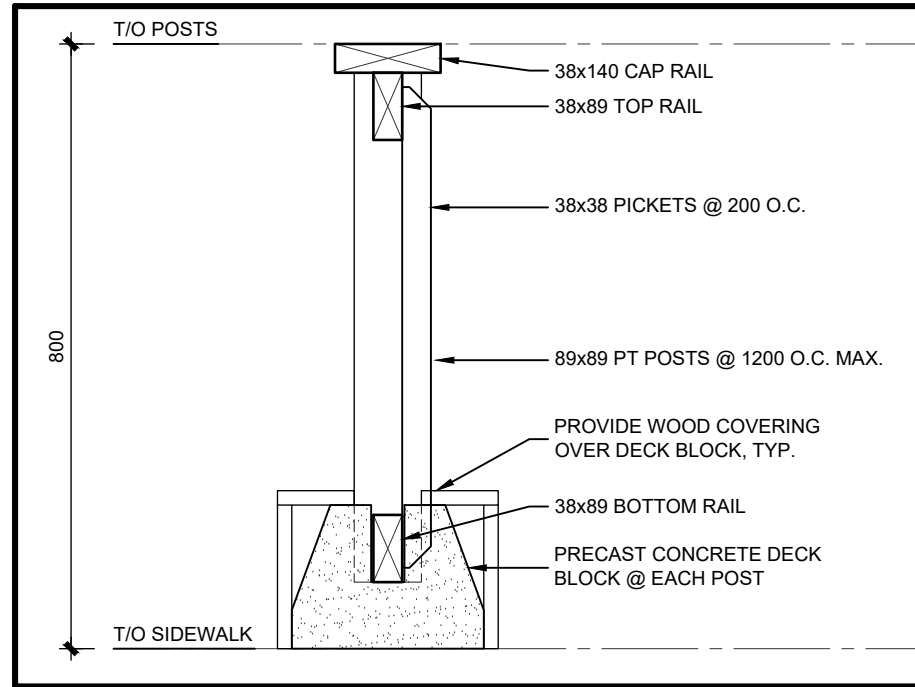
NOTES:

- RAMP SURFACE TO BE:
 - SLIP RESISTANT
 - DETECTABLE WARNING SURFACE WITH COLOUR (PEEL AND STICK)
 - TEXTURE IS CONTRASTED WITH ADJACENT SURFACES (TAPE TOP AND BOTTOM)
 - A SMOOTH TRANSITION FROM THE RAMP AND ADJACENT SURFACES (MAX. 6.4mm DIFFERENCE)

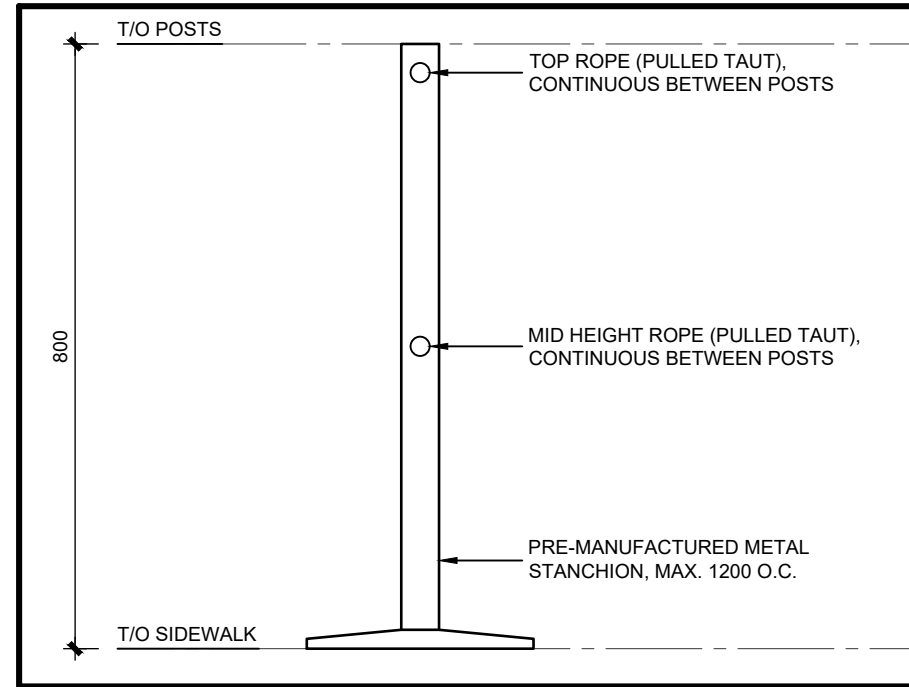


TACOMA ENGINEERS
 176 Speedvale Avenue West
 Guelph, Ontario N1H 1C3
 Tel: 519.763.2000
 www.tacomaengineers.com

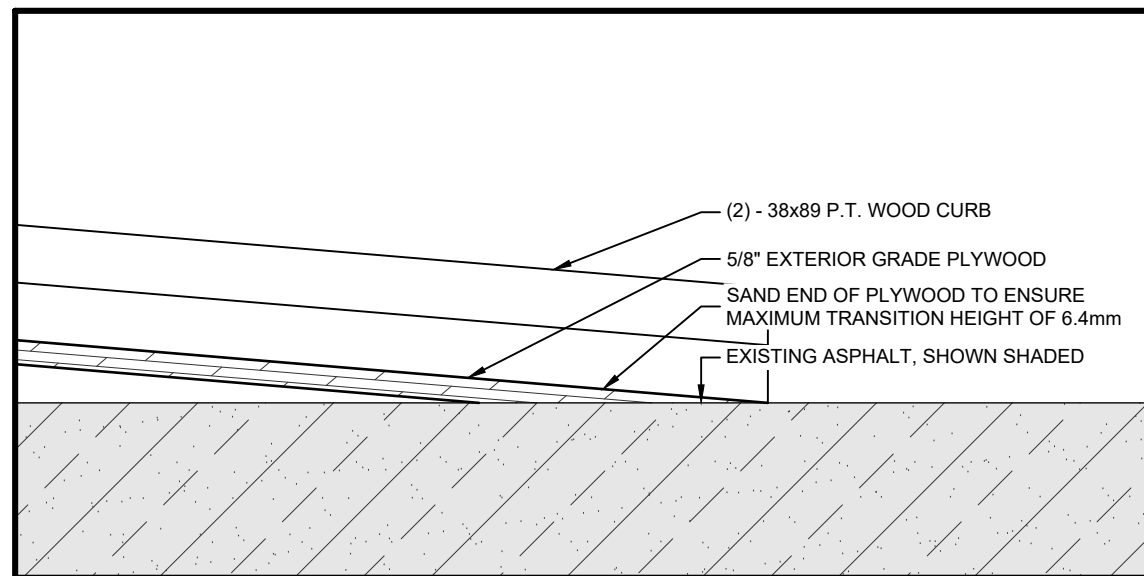
CITY OF Guelph
 Making a Difference



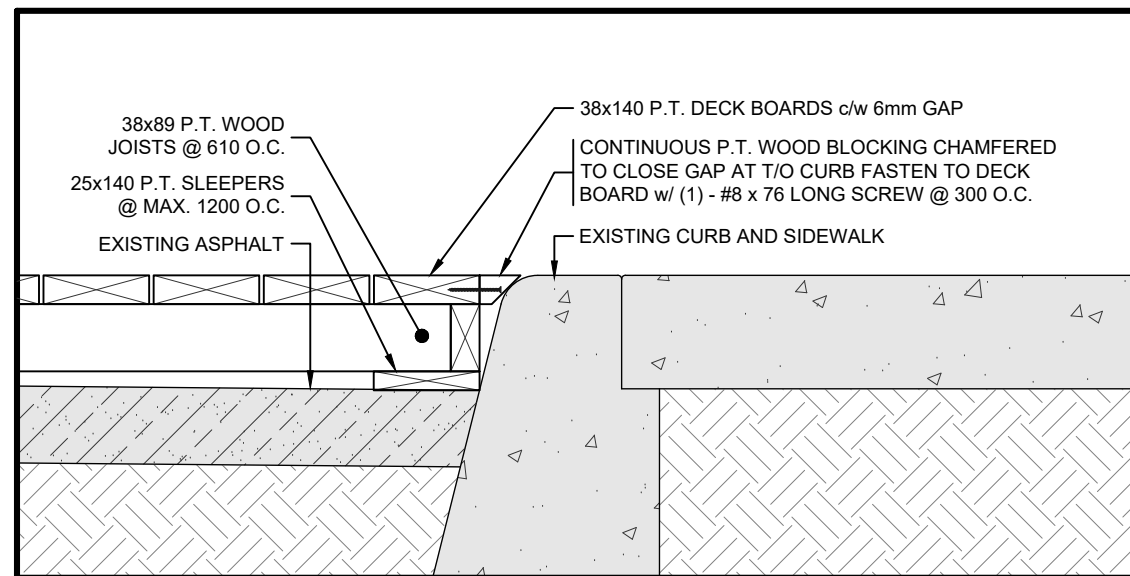
DETAIL - WOOD FENCE
SCALE 1:10



DETAIL - METAL STANCHION w/ ROPE FENCE
SCALE 1:10



2
4 **DETAIL - BOTTOM RAMP TRANSITION**
SCALE: 1:5



1
4 **SECTION - TYPICAL CURB TRANSITION**
SCALE: 1:10