

Labour Force Snapshot 2023

Key statistics of Guelph CMA January 2023 - December 2023

1ST In **participation rate** for November and December of 2023 amongst other CMAs across Canada.

1ST In **employment rate** for November and December of 2023 amongst other CMAs across Canada.

4.7% **Unemployment rate** in Guelph stabilizing at pre-pandemic levels.

107,900 **Labour force** in Guelph at the all time highest in June 2023.

Annual average labour characteristics

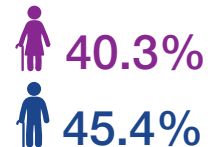
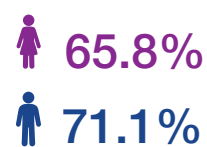
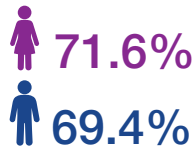
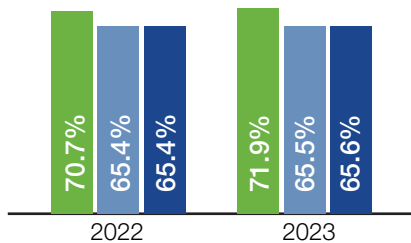
■ Guelph ■ Ontario ■ Canada

Population (15+)

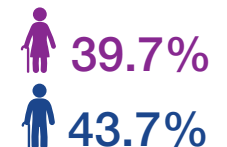
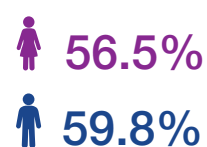
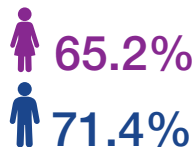
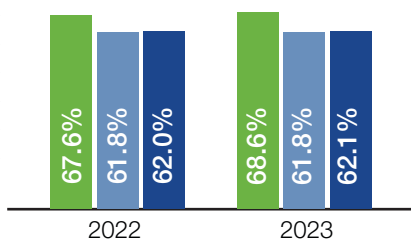
Youth (15-24)

Aged (55+)

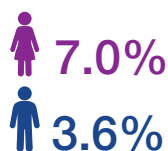
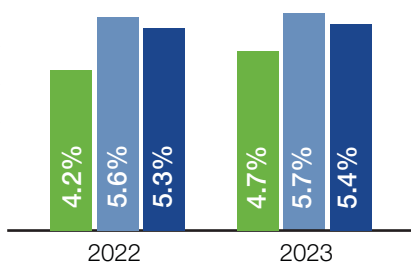
Participation rate



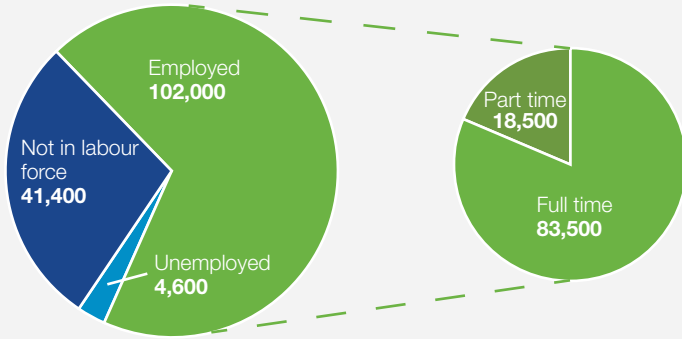
Employment rate



Unemployment rate



Source: Statistics Canada, Labour Force Survey characteristics, Guelph CMA, 2022 to 2023



7.5% labour force growth

+7,500 individuals leading to increase in participation rate

Source: Statistics Canada, Labour Force characteristics, Guelph CMA, December 2023

Top growing industries



Transportation and Warehousing
+61.3%, +2,080 Jobs



Professional, scientific and technical services
+22.2, +2,400 jobs



Public Administration
+18.0%, +690 jobs



Healthcare and Social Assistance
+17.3%, +1,640 jobs

Source: Statistics Canada, Labour Force Survey by industry annual average, Guelph CMA, 2022 to 2023

Top growing occupations



Education, law and government services
+24.9%, +2,760 jobs



Natural and applied sciences
+16.2%, +1,520 jobs



Trades, transport and equipment operators
+13.1%, +1,630 jobs

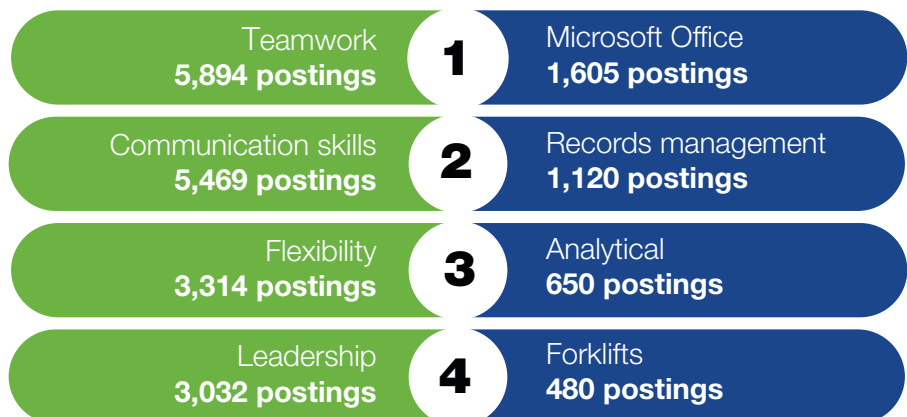


Art, culture, recreation and sport
+9.7%, +320 jobs

Source: Statistics Canada, Labour Force Survey by occupation annual average, Guelph CMA, 2022 to 2023

Top social and technical skills in demand based on job postings

Source: Vicinity Jobs, Guelph postings, 2023



Economic Development

guelph.ca/business bizinfo@guelph.ca
519-837-5600 TTY 519-826-9771

Accessible formats available upon request.

