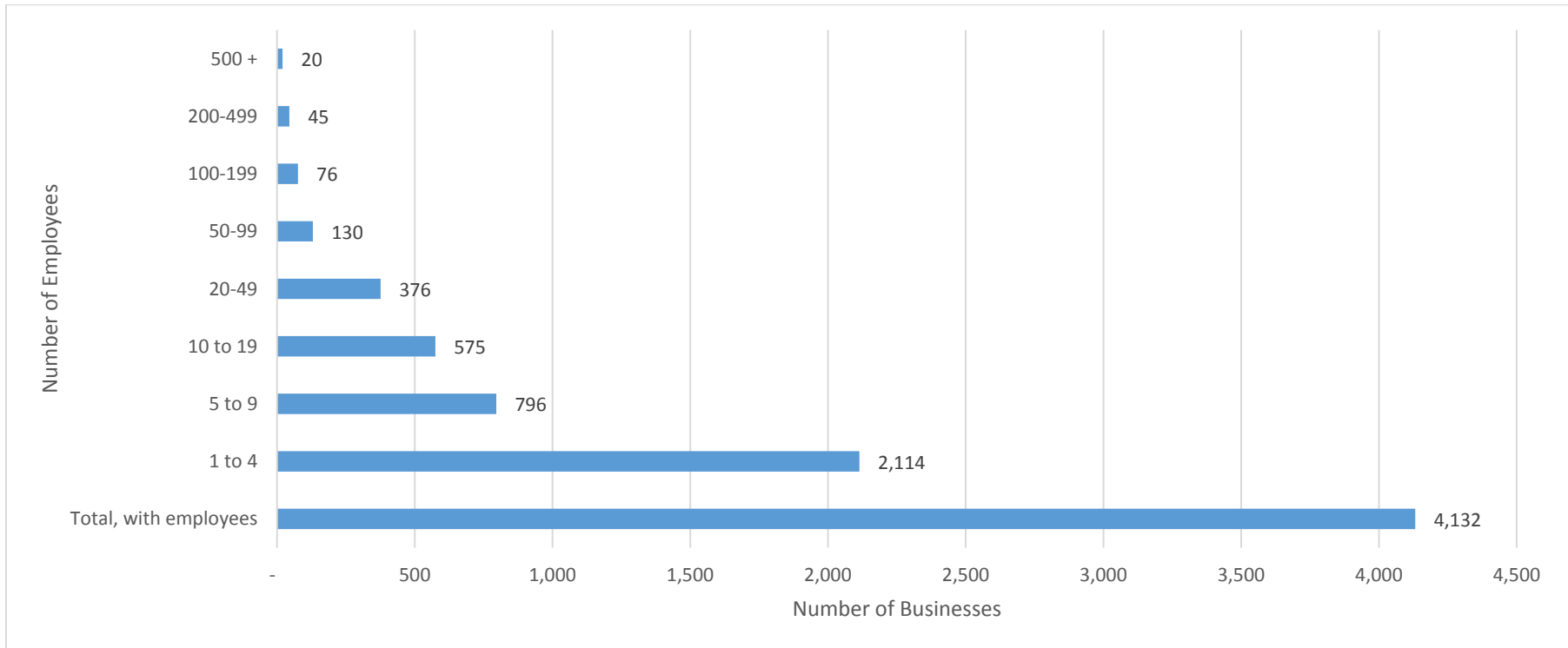


Mayor's Task Force on Economic Recovery

Appendix B: Preliminary Data on Guelph's Business Landscape
May 6, 2020

Number of businesses of each size in the City of Guelph (by number of employees) as of December 2019

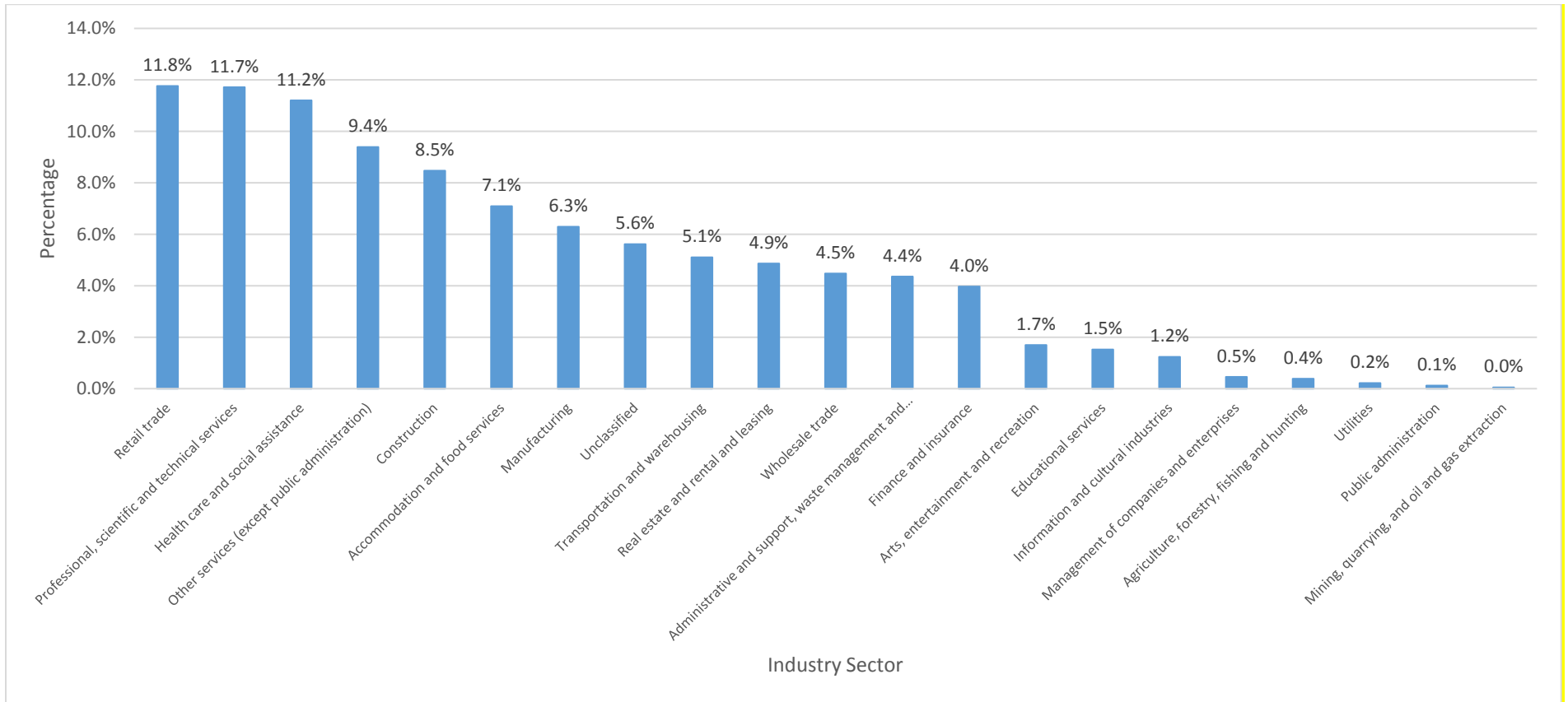


Size of business (by # of employees)	1-4	5-9	10-19	20-49	50-99	100-199	200-499	500+
Number of businesses	2,114	796	575	376	130	76	45	20
Total number of businesses in Guelph								4,132

Mayor's Task Force on Economic Recovery

Appendix B: Preliminary Data on Guelph's Business Landscape
May 6, 2020

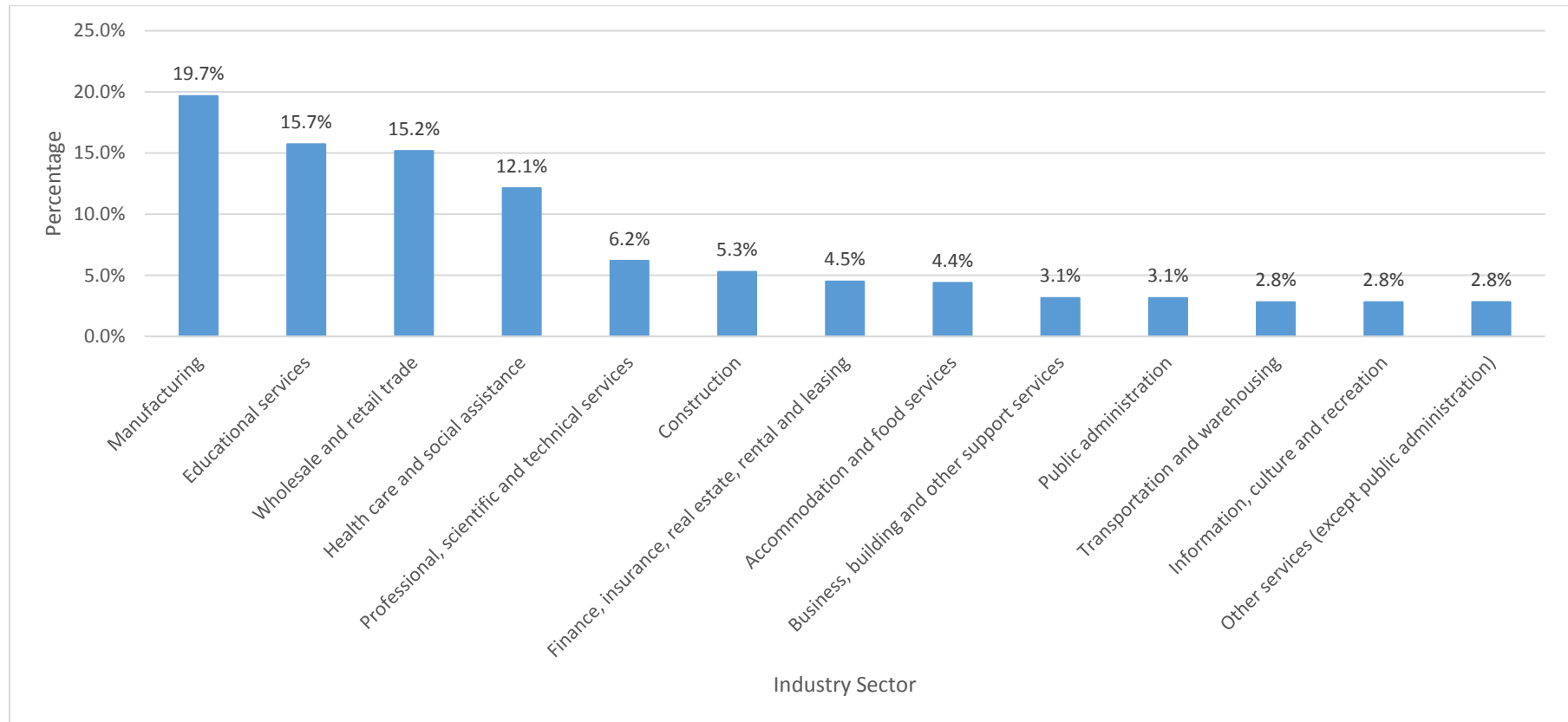
Percentage of employers by sector in the City of Guelph as of December 2019



Mayor's Task Force on Economic Recovery

Appendix B: Preliminary Data on Guelph's Business Landscape
May 6, 2020

Percentage of jobs by sector for Guelph residents as of 2019



Top five employment sectors for Guelph residents in 2019:

- Manufacturing: 17,500 jobs
- Educational Services: 14,000 jobs
- Wholesale and Retail Trade: 13,500 jobs
- Health Care and Social Assistance: 10,800 jobs
- Professional, Scientific and Technical Services: 5,500 jobs

Mayor's Task Force on Economic Recovery

Appendix B: Preliminary Data on Guelph's Business Landscape May 6, 2020

Key highlights from Guelph Chamber of Commerce survey, completed (March 30, 2020)

Most commonly-cited immediate impacts to businesses related to the COVID-19 pandemic:

- Loss of revenue – 82%
- Cancellations (events, planned content, experiences, attractions, etc.) – 64%
- Loss of clients – 54%
- Implementation of a work-from-home policy (50%)

Reported impacts to employment, by percentage of total businesses:

- Lay-offs – 37%
- Reduction of employee hours – 31%
- Increased hiring – 5%

Additional impacts to operational stability and resilience, as reported by business owners/operators:

- 11% indicated that they are confident in their businesses and have a plan to continue operations
- 30% indicated that their business would not last more than 2 months if the crisis continues
- 67% indicated that their business could only operate for another 3-6 months if the crisis continues
- 63% indicated that they find it difficult to navigate and keep up with the different announcements and resources available

Key highlights from Canadian Survey on Business Conditions, conducted (April 3 to 24, 2020)

Reported impacts on revenues:

- 56.3% of Ontario businesses reported revenue declines of 20% or more
- Businesses in the accommodation and food services (72.6%), arts, entertainment and recreation (66.7%) and retail trade (60.3%) sectors were most likely to report a decline in revenue greater than 20%

Reported impacts on employment:

- 38.1% of businesses reduced staff hours or shifts, while 40.5% reported lay-offs
- Of the businesses that laid off at least one employee, 45.2% laid off 80% or more of their workforce (69% in the accommodation and food service sector)
- 18.3% of all businesses laid off 80% or more of their workforce
- 62.3% of businesses reported that they could re-open or return to normal operations less than one month after social distancing measures are removed

Mayor's Task Force on Economic Recovery




Appendix B: Preliminary Data on Guelph's Business Landscape
May 6, 2020




Key highlights from Statistics Canada's Canadian Perspectives Survey Series on Mental Health, conducted (March 29 to April 3, 2020)

Canadians report lower self-perceived mental health during the COVID-19 pandemic:

- 54% of Canadians aged 15 and older reported excellent or very good mental health during the COVID-19 period, representing a significant decline compared to the 68% of Canadians aged 15 and older who reported that their mental health was excellent or very good in the 2018 Canadian Community Health Survey (CCHS) when 68%
- Youth are less likely to report excellent or very good mental health. Among those aged 15 to 24, 42% reported excellent or very good mental health during the pandemic, representing a significant decline compared to 62% in 2018

February/March 2020 local labour force trends, reported by City of Guelph's Economic Development department

- Labour Force: 92,800 → 93,500
#1 month-over-month % change in Canada  +0.75%
- Employment: 88,100 → 88,500
#1 month-over-month % change in Canada  +0.45%
- Unemployment 4,700 → 5,000
#14 month-over-month % change in Canada  +6.38%

- Unemployment Rate: 5.1% → 5.3%
#3 Lowest Rate in Canada  +0.2 pp
- Participation Rate: 65.7% → 66.1%
#16 Highest Rate in Canada  +0.4 pp
- Employment Rate: 62.4% → 62.5%
#14 Highest Rate in Canada  +0.1 pp

